

Iiyama City

Waste and Recycling

Sorting and Disposal Guide



You can also check the collection dates and
sorting guide using your smartphone!

Waste & Recycling Guide
(English)



Alphabetical Garbage List
PDF (English)



2025 Edition

This guide is not issued annually.

Please use this edition until the revised edition is released.

Issued March 2025

Waste Disposal Rules 2

【How to Dispose of Your Waste?】

Burnable Garbage 3

Non-Burnable Garbage 4

Hazardous Garbage 5

Plastic Packaging 6

Plastic Products 7

Paper 8

Clothing & Cooking Oil 9

Glass Bottles 10

Plastic PET Bottles 11

Business Waste 12

Oversized Garbage 13

Samukawa Eco Park 14

Home Appliances 15

Computers 16

Other Garbage 17

Waste Reduction Starts With You 18

Ways to Reduce Waste 19

Other Waste Reduction Initiatives 20


What Happens to Your Waste? 21

Waste Sorting Q&A Using LINE 22

Each neighborhood in Iiyama City has its own Garbage Station, Glass and Plastic Bottle Collection Station, and Paper Collection Station where local residents can recycle or dispose of items periodically.

The Garbage Station collects:

Burnable Garbage 【Twice a week】



Use designated bag
(name required)

Paper waste, food scraps, paper diapers, etc.

Plastic Packaging 【Once a week】



Use designated bag
(name required)

Containers and wrapping
made from plastic

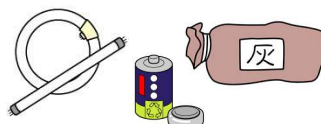
Non-Burnable Garbage 【Twice a month】



Use designated bag
(name required)

Empty cans, glass, ceramics, small electronics, etc.

Hazardous Garbage 【Twice a month】



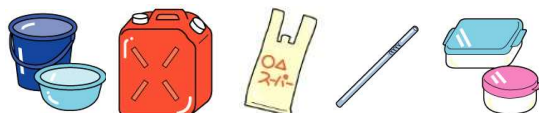
Follow item-specific
disposal instructions
(name required)

Florescent light bulbs, ash, batteries, etc.

The Paper Collection Station collects:

Plastic Products 【Once a month】

Items made of 100% plastic (38 eligible items)



Use clear or semi-transparent bag (name
required)

Write name on items that cannot fit into the
bag but less than 50 cm in size.

Paper 【Once a month】

Bundle like items together (name not required)



Clothing 【Twice a year】




Use clear bag
(name not required)

The Glass and Plastic Bottle Collection Station collects:

Glass Bottles and Jars 【Twice a month】

Recycle the glass section only (name not required)

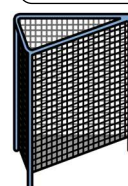


Empty bottles that contained food, drinks, or cosmetics

Plastic PET Bottles 【Twice a month】



Remove cap and label,
only recycle the bottle
(name not required)



PET bottles that contained drinks and condiments

Waste Disposal Rules

① Please bring out your garbage at the correct time and place

Please make sure your items are placed at each garbage station or collection station before 8 am on the collection date.



② Please follow the garbage disposal instructions

Please make sure that you have followed all garbage disposal instructions, including writing your name on the designated bag.

③ Please use garbage and collection stations of your neighborhood

Each station is maintained by local community members. Even if another station is in a more convenient location (e.g., along your commuting route), please be aware that you may be inconveniencing other neighborhoods by using their station.

④ Please try to avoid disposing of large amounts of garbage at one time

Having a lot of garbage to dispose of can sometimes be unavoidable, especially when moving out, but try to plan ahead to avoid inconveniencing others who also need to use the station. We recommend disposing of garbage in segments, or taking your garbage directly to Samukawa Eco Park, the waste management facility in Iiyama City.

Caution

- Collection dates and frequency vary depending on the season and public holidays. Please refer to the Household Garbage and Recyclables Collection Calendar of your neighborhood for specific dates.
- Collection times may vary depending on weather and traffic conditions.
- Items disposed of incorrectly or on the incorrect day will not be collected. If items have been disposed of incorrectly, a red sticker with the reason will be attached on the uncollected item. Please read the sticker to ensure you dispose of your items correctly next time. If you do not understand how to dispose of your garbage, please refer to this guide, or contact the Iiyama City Hall (contact information below).
- For more information on garbage disposal, please refer to the information on the following pages.

Inquiries: Consumer and Environmental Protection Section ☎0269-67-0726


Burnable Garbage [Twice a week]

Examples of Burnable Garbage

Food Scraps



Toys and Stuffed Animals



※Items containing metal are
Non-Burnable Garbage

Paper Scraps



※ Other paper waste
can be disposed of at
the Paper Collection
Station

Paper Diapers



Leather, Rubber, and Shoes



CD & DVD



Other Garbage



Disposal Method

- Please only use Burnable Garbage Bags designated by Iiyama City (semi-translucent polyethylene bag with orange writing) and write your full name in the space provided. Do not use plastic bags other than the designated bag.
- Please dry out food scraps and wrap them in paper before putting them in the Burnable Garbage Bag.
- Plastic containers and trays are considered Plastic Packaging, and should not go in the Burnable Garbage Bag.
- Please wrap chopsticks, skewers, and other sharp objects in paper so as not to pierce the bag.
- Please do not put cans, metal, plastic bottles, or any other Non-Burnable Garbage or recyclables in the Burnable Garbage Bag.
- Please dispose of garden waste (wood, flowers, stems, etc.) by home composting.



Other

- For large items that do not fit into the designated bags, please check the alphabetical garbage list for item-specific disposal instructions.

Large plastic products (buckets, snow shovels, plastic containers, etc.) should be put out directly with your name written on the item on either Non-Burnable Garbage collection day (refer to Page 4) or Plastic Product collection day (refer to Page 7). However, please note that Oversized Garbage (refer to Page 13) cannot be put out at the Garbage Station.

Many of the items that are disposed of as Burnable Garbage are actually recyclables. Please be sure to separate recyclable items out so that they can be recycled!

Non-Burnable Garbage [Twice a month]

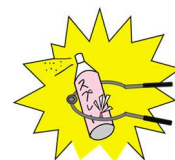
Non-Burnable Garbage

Examples of Non-Burnable Garbage

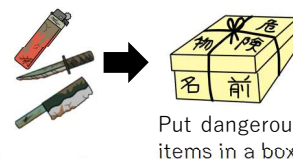


Disposal Method

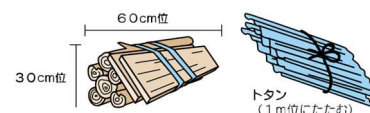
- Please only use Non-Burnable Garbage Bags designated by Iiyama City (translucent polyethylene bag with blue writing) and write your full name in the space provided. Do not use plastic bags other than the designated bag.
- Non-Burnable Garbage does not include wooden, polyethylene, or plastic items.
- Please make sure that cans are empty before disposal.
- Before disposing of spray cans, you must puncture it after emptying out the can.
- Broken glass, lighters, sharp objects like sickles and knives, and other large and dangerous items should be placed in a cardboard box labelled with 「キケンブツ」 (dangerous goods) and your name. (Please empty lighter fluid for safety reasons.)
- Wires, electrical cables, and coat hangers should be tyed with strings, labelled with your name and disposed of without using the designated bag.
- Lumber and wood should be made into bundles of 60 cm in length and 30 cm in diameter, and disposed of gradually to avoid large piles.
- Metal items that do not fit in the designated bag but are less than 50 cm in size can be labelled with your name and disposed of without the designated bag. (If applicable, please remove all batteries.)
- Please put cassette and video tapes in a separate garbage bag (or cardboard box depending on the amount) labelled with 「カセットテープ」 or 「ビデオテープ」 and your full name.
- If you have a large amount of glass or ceramic items, place them in a box labelled with 「トウジキ」 (ceramics) or 「ガラス」 (glass) and your full name instead of using the designated bag.



Please be sure to make a hole in spray cans.



Put dangerous items in a box!



How to dispose of old gas canisters that have expired?



Gas canisters go out of date about seven years after manufacture. Do not use gas canisters without the manufacturing date indicated, or those that are deformed or rusty.

To dispose of gas canisters that have expired or have contents remaining, please contact the Gas Canister Customer Center of Japan Industrial Association of Gas and Kerosene Appliances at 0120-14-9996.

Hazardous Garbage [Same as Non-Burnable day]

Hazardous Garbage

Examples of Hazardous Garbage and Disposal Methods

The following items contain mercury or other toxic substances, and cannot be sent to a landfill, so please ensure that it is properly separated from other garbage.

- **Ash**

Charcoal and briquettes, etc. should be crushed into ash and disposed of on Non-Burnable Garbage collection days in a durable bag labelled with 「ハイ」 (ash) and your name.



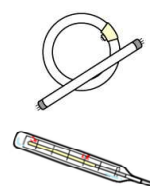
- **Batteries**

Used batteries and small home appliances containing Li-ion batteries must be placed in a bag labelled with 「デンチ」 and your name separate from the Non-Burnable Garbage bag, and be put out on Non-Burnable Garbage collection days. This also includes dry cell batteries, nickel-cadmium batteries, lithium batteries, coin batteries, button cell batteries, and mobile batteries. Small rechargeable batteries should be put out with insulation tape on the terminals.



- **Florescent Lights and Mercury based Thermometers**

Please place lights in their original boxes without breaking them (or if you do not have the box, wrap with newspaper), write your name on the box, and dispose of on Non-Burnable Garbage collection days. Broken lights and mercury based thermometers should be placed in a durable box labelled with 「ケイコウカン」 and your name.



How to dispose of agricultural waste?

Iiyama City does not consider agricultural vinyl or plastic waste and empty agricultural chemical containers as household waste. To dispose of these items, use JA's Agricultural Plastic Waste Collection program or consult with an Authorized Waste Collection Company.

- **Agricultural Vinyl or Plastic Waste** 〈Collected twice a year (spring & fall)〉

Eligible items: fertilizer bag, gardening pole, seedling tray, plastic sheet, etc.



- **Empty Pesticide Container**

- Rinse container before bringing to the Agricultural Plastic Waste Collection site.





- **For inquiries about the disposal method, please contact the following offices:**


JA Nagano Northern Delivery Center Tel: 0269-62-6010

Iiyama City Hall Consumer and Environmental Protection Section Tel: 0269-67-0726

Examples of Plastic Packaging

Plastic packaging refers to containers or packaging made of plastic that have held or been wrapped around a product, and includes the following items.

Types	Examples
Boxes (Containers)	Convenience store bento boxes, egg cartons, tofu containers, etc. 
Bottles	cooking oil, sauce or dressing bottles, detergent bottles, bottles of bathroom products (please clean beforehand) 
Cups	instant noodle cups, yoghurt cups, dessert cups, etc. 
Trays	Food trays (trays that held fish, meat, or ready-to-eat food), partition sections from snack trays of rice crackers, etc.
Tubes	Mayonnaise or ketchup tubes, etc. (please make sure the tubes are empty)
Bags	Candy wrappers, bread bags, vegetable bags, plastic shopping bags, etc.
Others	Bottle caps and labels, clean Styrofoam, plastic wrapping from candy boxes, cigarette boxes, instant noodle cups, etc. 

Items specified as Plastic Packaging will often have the  symbol. However, items without this symbol but still meet the above conditions are still considered as Plastic Packaging.

Items that are not considered as Plastic Packaging

- Items that cannot be washed, or remain dirty after washing
- Plastic products and containers that are not packaging
(E.g.) Plastic toys, buckets, dry cleaning bags, CD cases and other plastic products are not considered to be packaging.



Disposal Method

Step 1: Please remove all non-plastic parts from each item

- Paper label and other difficult to remove parts may be left on.

Step 2: Please gently rinse items with water or wipe off any residue

- While most items can be rinsed with water, please wash oily parts with detergent.

Step 3: Please label the Burnable Garbage Bag with 「ﾌ」 next to your name and discard at the Garbage Station

- For large Styrofoam that couldn't fit into the garbage bag, please break into smaller pieces (about the size of the bag), tie them up with strings and label with your name.



Examples of Plastic Products

Plastic Products that can be collected are smaller than 50 cm in size and made entirely of plastic.
(38 eligible items)

Types	Examples
Kitchen Items	Measuring cups, corner sink strainers, sponges, ice trays, bowls
Cleaning Items	Dustpans, buckets, hangers, futon beaters
Bathroom Items	Washbowl, bathroom slippers, baby bathtub
Gardening Items	Watering can, planter (please remove any soil and dirt)
Household Items	File folders, garbage bins, desk pads, rulers, plastic containers
Tableware	Bowls, cups, plates, food containers, spoons, chopsticks, forks, bento boxes, baby bottles (excluding mouthpiece)
Others	Cassette tape cases, film canisters, combs, shoehorns, dry cleaning bags, CD/DVD/Blu-ray disk cases, straws, plastic bags, fly swatters, insect cages

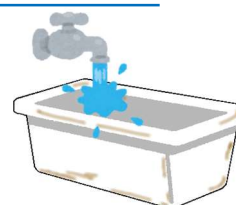
※ Items not listed in the above table are not collected as Plastic Products.



Disposal Method

Step 1: Please remove any stains from the item

- Paper label and other difficult to remove parts may be left on.



Step 2: Put them together in a clear (or semi-transparent) bag, label the bag with your name, and dispose of the bag in the “Plastic Product Waste Collection Net” at the Paper Collection Station.

- Small items such as spoons, forks, chopsticks, straws, etc. should be placed together in a clear (or semi-transparent) bag labelled with your name.
- Items that are less than 50 cm in size but cannot fit into the bag should have your name written on the item and put out as they are.
- Items that are 50 cm or larger in size must be processed so that individual parts are less than 50 cm



Examples of Paper and Disposal Methods

Newspaper and other types of paper are recycled after being collected, so please make sure to bundle like items together and do not dispose of them as Burnable Garbage.

Paper is sorted into 5 categories. Please dispose of your paper waste accordingly.

①Newspaper



②Magazine



③Cardboard



④Paper Carton



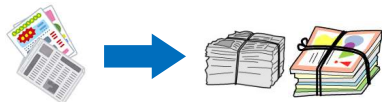
⑤Other Paper



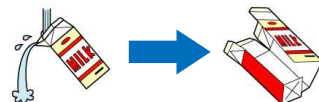
(See below)

Please separate paper in newspapers, magazines, cardboard, cartons, and tie them into individual bundles with a string. As paper can become heavy, make sure the bundles are less than 20 cm tall. “Other Paper” should be placed in a paper bag and secured with strings.

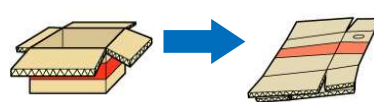
Separate newspapers and flyers



Rinse and cut open cartons



Flatten Cardboard boxes



Examples of items that can be discarded as “Other Paper”

The following items can be bundled together with a string if their sizes are similar. They may also be placed inside a paper bag and secured with a string so that the contents would not fall out.



Paper boxes (medicine boxes, cosmetic boxes, tissue boxes, cling wrap boxes, food boxes, shoe boxes), cardboard yoghurt trays, paper bags (store bags, medicine bags, chopstick bags), wrapping paper, flyers, advertisement, envelopes, printer paper, instruction manuals, memo paper, toilet paper rolls


Items that are not collected as Paper

The following items cannot be recycled even though they are made out of paper, hence not collected as Paper. Please discard them as Burnable Garbage.

Small Paper	Paper smaller than the size of a business card, shredded paper
Coated Paper	Wax-coated paper, waterproof paper (paper cups, paper plates, paper instant noodle cups, paper yoghurt containers, wax paper, etc.)
Soiled Paper	Paper coated in oil or dirt, wet paper, bar soap wrappers, laundry detergent container, paper with an odor such as incense boxes
Others	Carbon paper, braille paper, thermal paper (fax machine paper, receipts, etc.), photographs, photosensitive paper (whiteprints), postcard bills, paper that has plastic film or aluminum, gold leaf paper

Examples of Clothing

Clothing is recycled and delivered to second hand stores in Japan and overseas for reuse, or to be turned into rag cloths.

Items that can be collected	Items that cannot be collected
<ul style="list-style-type: none">• Summer and winter clothes (including cotton and synthetic fabrics)• Formalwear, leatherwear• Japanese clothing (kimono, obi)• Towels, cloth/linen/fabric 	<ul style="list-style-type: none">• Underwear, socks, stockings• Nylon clothing, clothing with down or padding (Skiwear, down jackets, raincoats, etc.)• Neck ties, scarves, hats, etc.• rugs, carpets, pillows, bedding, etc.

Disposal Method

● Discard at Paper Collection Station

- Clothing is collected at the Paper Collection Station twice a year (in May and October). Specific dates are listed on the Household Garbage and Recyclables Collection Calendar.
- Please place clothing that has been washed or dry cleaned in a clear plastic bag and put out before 8 am on the collection date.

● Discard at Iiyama City Hall Collection Site

- Clothing and cooking oil are collected at a garage near the Iiyama City Hall once a month.
- Please place clothing that has been washed or dry cleaned in a clear plastic bag, and bring it to the collection site between 9 am to 11 am on the fourth Friday of each month (excluding holidays).

● Caution

- Please do not remove buttons, etc.
- Items that cannot be collected should be disposed of as Burnable Garbage.
- Clothing that has been rained on or dirtied with mud is difficult to recycle. Please ensure that the plastic bag is properly tied so that dust and water cannot get in.

Examples of Cooking Oil and Disposal Method

- Used cooking oil is collected. It does not include lard, oil contaminated with water, engine oil, or other oils not used for cooking.
- Cooking Oil is collected at the garage in front of the Iiyama Kokusetsu Center near the City Hall once a month from 9 am to 11 am. (Every fourth Friday, excluding holidays)
- Please put Cooking Oil in an empty oil container and bring it to the collection site on the collection date.

(Please take back the empty container as only Cooking Oil is collected.)

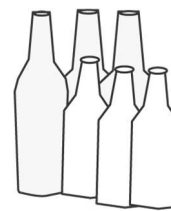


Glass Bottles [Twice a month]

Examples of Glass Bottles

Glass Bottles are glass containers that used to contain food, drinks, or cosmetics.

Collected glass bottles will be recycled, so please dispose of them properly in an environmentally friendly manner.



Items that are not collected as Glass Bottles

The following items are not considered as Glass Bottles:



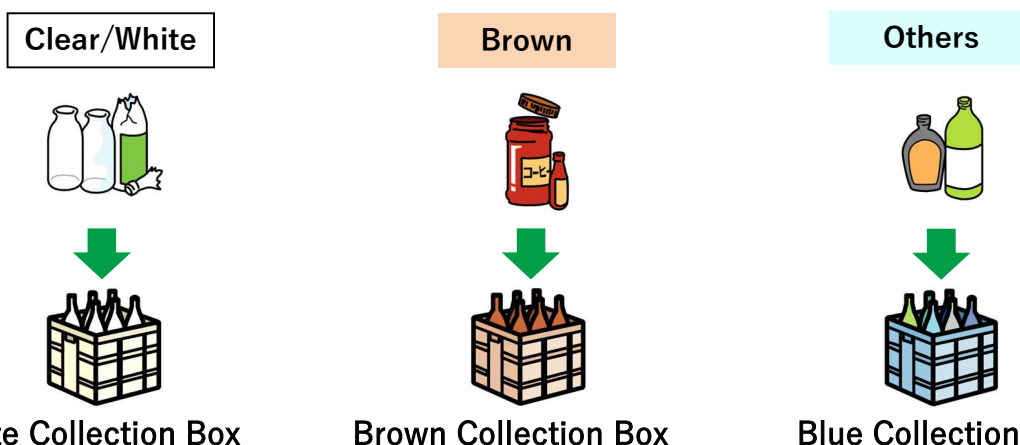
Types		Disposal Method
Returnable Bottles	<ul style="list-style-type: none">• Beer bottles• <u>Brown</u> 1.8-liter sake, mirin, soy sauce bottles (other colors are okay)	Please return them to the shop where the bottles were purchased.
Dirty Bottles	Bottles that still contain oil, etc.	Non-Burnable Garbage
Glass products	Glass board, glassware, lightbulbs, etc.	Non-Burnable Garbage

Disposal Method

Step 1: Remove caps and other non-glass parts and rinse well.



Step 2: Sort the glass bottles into 3 categories (clear/white, brown, and other colors), and put them in the respective collection boxes at the collection site.



※ If you are unsure about the color of the bottle, please use the mouth of the bottle as reference.


※ If the color of the bottle cannot be determined, please classify it as “Others.”

※ Paper labels do not need to be removed, but please remove plastic labels if they can be easily removed.

※ Broken bottles can still be collected.

Plastic PET Bottles [Twice a month]

Examples of Plastic PET Bottles

Plastic PET Bottles include items listed below and generally have the  (PET-1) mark on the label or at the bottom of the bottle.

Beverages	Bottles that contained carbonated drinks, fruit juice, oolong tea, black tea, coffee, sports drink, mineral water, Japanese tea, barley tea, etc.
Alcohol	Bottles that contained sake, shochu, whiskey, etc.
Condiments	Bottles that contained soy sauce, mirin, vinegar, seasoning, dressings, etc.

※ Bottles that do not have the (PET-1) mark are not collected as Plastic PET Bottles.

※ Please dispose of PET bottles that have been cut, painted, or otherwise used for handicrafts as Burnable Garbage.

Disposal Method

Step 1: Remove cap and label from the bottle

- Difficult to remove parts such as the bands, inner plugs of soy sauce bottles, handles on shochu bottles may be left on.

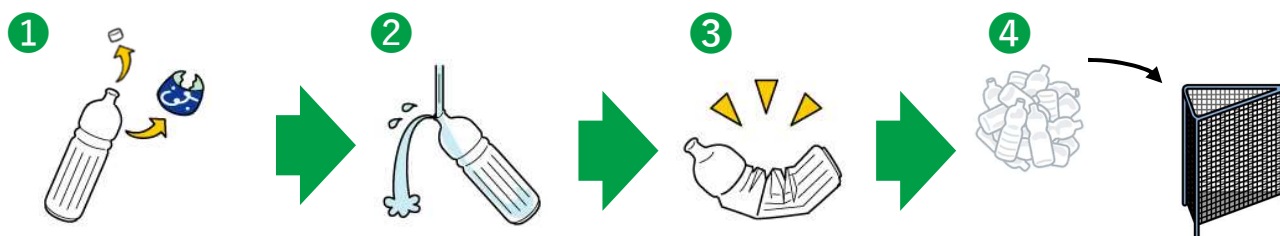
Step 2: Empty contents and rinse bottle

Step 3: Crush the bottle flat

- Please try to crush the bottle flat to increase collection capacity.

Step 4: Place bottle in the collection net at the collection station

- Only bottles should be placed in the net. Any bags used to transport the bottles should be taken home.



Caps and labels should be disposed of as Plastic Packaging

Put bottles in the net

Disposal Methods

Waste categorized as “industrial waste” generated from business activities at restaurants, supermarkets, various stores, factories, offices, companies, and other business establishments must be disposed of using an Industrial Waste Disposal Company. However, business-related food scraps, cans, and other waste similar to household garbage can be disposed of using the following methods:

① Request pick up from an Authorized Waste Collection Company in Iiyama City

Please confirm collection rates and procedures directly with the companies.



Companies in Iiyama City that are authorized to collect business waste periodically		
Company Name	Address	Telephone Number
Matsubara Shoji	2374 Shizuma, Iiyama City	0269-62-1544
Mizuno Shoten	2887-5 Iiyama, Iiyama City	0269-62-2231

② Bring to the Samukawa Eco Park directly

(Recyclable paper, glass bottles, and plastic packaging cannot be brought in.)

Fees are as follows. (Registration^{※1} is required for continuous and periodic disposals)

- Burnable Garbage and Non-Burnable Garbage 26 yen per 10 kg
- Oversized Garbage 523 yen per 10 kg

※ 1 …Apply for a Waste Disposal Authorization (廃棄物処分許可申請書) at the City Hall.

③ Put out at the Garbage Station or recyclables collection stations

In principle, business waste should be disposed of as described above; however, small amounts of business waste can be disposed of at Garbage Stations. (Registration^{※2} is required at the City Hall.)

※ 2 …Submit a Business Garbage Disposal Request (事業系一般廃棄物処理依頼届) at the City Hall.

- This request must be signed and stamped by the local community chairman. In some cases, a separate fee paid towards the community may be required.
- The garbage processing fee is calculated based on the submitted request.

Only Burnable Garbage, Non-Burnable Garbage, Hazardous Waste, and small amounts of recyclables (paper, glass bottles, plastic PET bottles, plastic packaging, plastic products) can be put out.

The following items cannot be put out at Garbage Stations or at collection stations:

(1) Large amounts of paper

Do not dispose of large amounts of business-related cardboard.

(2) Polystyrene (such as Styrofoam)

Waste polystyrene such as food trays and packaging materials from grocery stores, electronics stores, furniture stores, etc. should be disposed of through an Industrial Waste Disposal Company.



Examples of Oversized Garbage and Disposal Method

Oversized Garbage includes items that are too large to be discarded at regular collection stations. Please bring them directly to Samukawa Eco Park or request disposal from an Authorized Waste Collection Company. Please confirm collection rates directly with the companies.

Authorized Waste Collection Companies in Iiyama City		
Matsubara Shoji	2374 Shizuma, Iiyama City	0269-62-1544
Mizuno Shoten	2887-5 Iiyama, Iiyama City	0269-62-2231



- ① It is prohibited by law for anyone other than yourself, family members, or the above-mentioned authorized companies to transport your garbage.
- ② A processing fee of 520 yen per 10 kg will be charged for Oversized Garbage brought to Samukawa Eco Park. However, combustible items such as futons, carpets, curtains, and mats, as well as furniture made entirely of wood, will be not be charged a fee. (Fees are charged for Business Waste <Refer to Page 12>)

Garbage that can be taken to Samukawa Eco Park

The following types of waste can also be taken directly to Samukawa Eco Park.

● Burnable and Non-Burnable Garbage

【Cost: Free (Fees are charged for Business Waste <Refer to Page 12>)】

- You can bring large amounts of Burnable Garbage or Non-Burnable Garbage to the Eco Park. Please separate garbage the same way you would at local collection stations. You do not need to use city specified bags if you use clear plastic bags or containers.
- Blocks of wood cut into 60 cm in length. (Construction waste not allowed)
- Please try to recycle garden trimmings and branches. <Refer to Page 20>



● Small animal remains **【Cost: 520 yen per animal】**

Remains of pets such as cats and dogs can be taken to the Eco Park. Please bring them in a cardboard box. However, large animals over 30 kg cannot be accepted.

Garbage that cannot be taken to Samukawa Eco Park

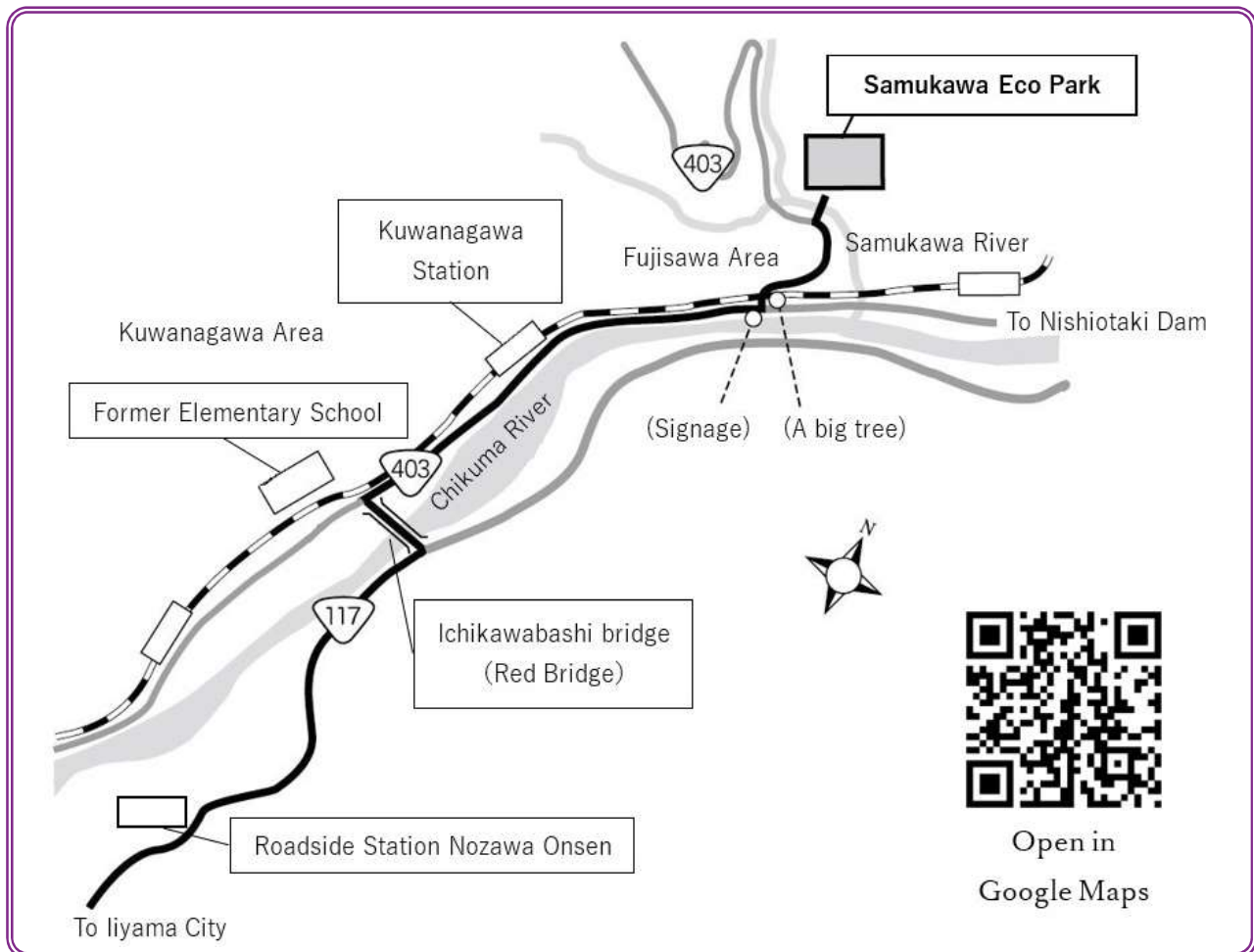
The following types of waste cannot be taken directly to Samukawa Eco Park.

- Recyclable items that can be disposed of at a collection station
(glass bottles, plastic PET bottles, paper, plastic packaging, plastic products)
- Large quantities of woodchips or grass clippings
- Large animal remains
- Items listed as “Not Accepted” on the alphabetical garbage list

When in doubt, please contact Iiyama City Hall (pg.2) or Samukawa Eco Park (Tel: 0269-69-1085).

Samukawa Eco Park

How to get to the Samukawa Eco Park?



◎Location

2600-1 Teruoka, Iiyama City 〒389-2601

◎Phone Number

0269-69-1085

◎Hours

Monday to Friday 9:00 ~ 12:00, 13:00 ~ 16:30

◎Closed

Saturday, Sunday, Public Holidays, Compensatory Holidays
Obon, New Year Holidays



(Samukawa Eco Park)

Samukawa Eco Park

※The route to Samukawa Eco Park passes through residential roads in Kuwanagawa and Fujisawa areas, so please drive slowly with caution when passing through these areas.

- For more information on Samukawa Eco Park, please access the website using the QR code.



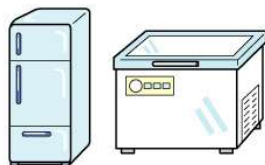
Home Appliances

How to dispose of the following home appliances?

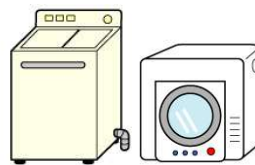
Television



Fridge & Freezer



Washing Machine & Dryer



Air Conditioner



The above home appliances (“Four Appliances”) cannot be disposed of as garbage because they are required to be recycled under the Home Appliance Recycling Law. Please dispose of them using one of the below methods. Methods ① ~ ④ require a recycling fee and a shipping fee, while method ⑤ requires a recycling fee and a bank transfer fee.

① Request pick up from a home appliances retail store

If you are replacing an appliance, please request pick up from the store where you bought the new appliance. If disposal is required without a replacement, please request pick up from the store where you bought the appliance. Please use methods ② ~ ⑤ if the store is unknown.

② Request pick up from an Authorized Waste Collection Company in Iiyama City

Refer to page 13 for the list of Authorized Waste Collection Companies in Iiyama City.

③ Request pick up from members of the Miyukino Electrical Products Association

The member list can be found on the Iiyama City website.

④ Use home delivery services for collection from home

Renet Japan Recycle, Inc. and SG Moving Co., Ltd. have signed a cooperative agreement with Iiyama City to provide collection service using home delivery companies.

• Business Entities

Renet Japan Recycle, Inc. and SG Moving Co., Ltd.

• Eligible Items

The Four Appliances, and other electrical home appliances

• Disposal method

No wrapping required for the Four Appliances, other appliances need to be put inside a cardboard box

• Fees

Recycling fee, Shipping and Handling fee

• Inquiries

Telephone : 0570-056-006

• Application

Use QR code to access link



Iiyama City website
“How to dispose of the
Four Appliances”

⑤ Pay the recycling fee at the Post Office and drop off the appliances at a designated location

You will receive a home appliance recycling ticket after paying the recycling fee at the Post Office. The nearest designated drop off location is in Nagano City. (As of March 2025)

Disposal Method

Computers cannot be disposed of as garbage because recycling is required by the Act on the Promotion of Effective Utilization of Resources. Please dispose of them using the following methods.

① Request collection by the computer manufacturer

Each computer manufacturer will collect its own computers. For more information on collection methods, please visit the website of PC3R Promotion Association.



② Use a home delivery service to collect from your home (free of charge)

Renet Japan Recycle, Inc. has signed a cooperative agreement with Iiyama City to provide computer collection service using home delivery companies. Please see below for details.

Collection service from your home by courier

The city has signed a cooperative agreement with a certified business under the law to provide home appliance collection service. Upon application, a delivery company will come to pick up your computer (and applicable home appliances) at a date and time of your choice.

- **Business Entity** Renet Japan Recycle, Inc.
- **Eligible Items** Computers (including old or broken ones), other home appliances
- **Disposal Method** Cardboard box 3 dimensions under 140 cm, total weight under 20 kg
- **Fees** Free for boxes containing a computer (a fee is charged otherwise)
- **Inquiries** Telephone: 0570-085-800
- **Application** Use QR code to access link



Iiyama City website
“How to dispose of
household computers”



Collected Computers Support Employment for People with Intellectual Disabilities

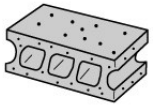
At Renet Japan Recycle, Inc., collected computers are transported to a secure facility, where they are disassembled and recycled one by one by hand. Employees with intellectual disabilities play an active role in this manual process. The more computers we collect, the more useful metals such as precious metals and rare metals are recycled, and the more people with intellectual disabilities are employed.

Check the Disposal Methods Before Purchasing

The following items cannot be disposed of at any collection stations or at Samukawa Eco Park, so please think beforehand the disposal methods before making a purchase.

● Construction Waste

Small amounts of wood from DIY demolition should be brought to Samukawa Eco Park. For other construction waste or large amounts of waste, please request disposal from an Authorized Waste Collection Company or an Industrial Waste Disposal Company.



● Fire Extinguishers

Ask your dealer to pick up the old fire extinguisher when you purchase a new one. Please also refer to the website of the Fire Extinguisher Recycling Center.



● Tires

Request disposal from your dealer or an Authorized Waste Collection Company.



● Fireworks

Use them up, or hand them directly to the staff at Samukawa Eco Park.



● Pet Sand, Cat Litter

- Paper (pulp), wood, etc. ...Burnable Garbage
- Sand, mineral type (bentonite, zeolite) ...Bury at your home garden



● Chemicals (paint thinner, etc.)

Request disposal from an Industrial Waste Disposal Company.

● Medical Waste

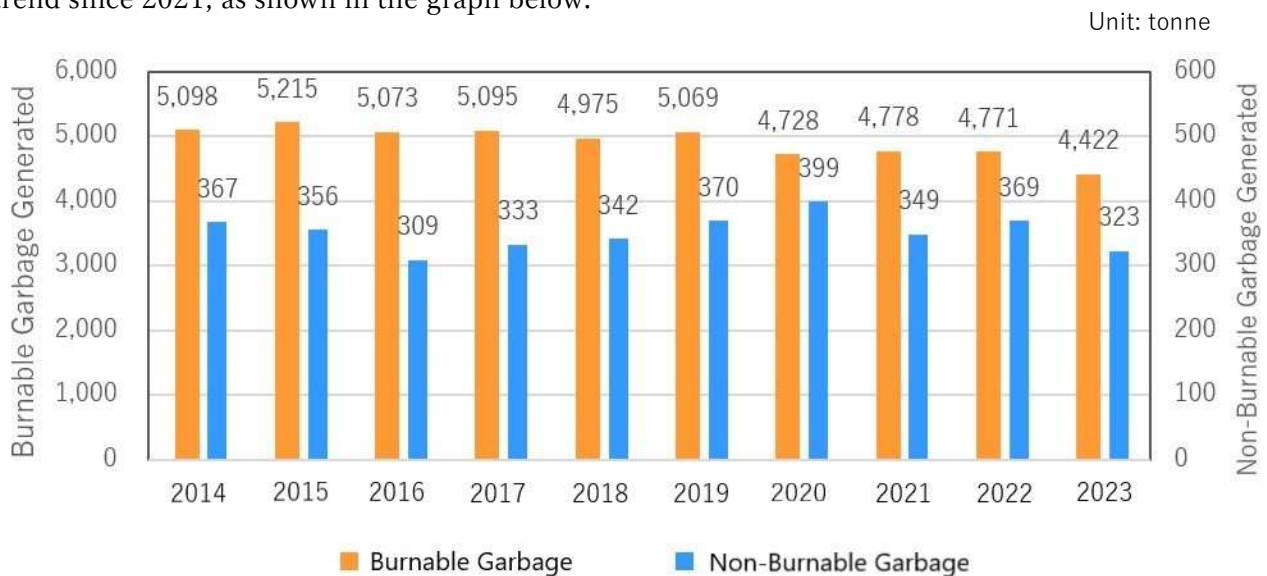
Some medical institutions and pharmacies now accept medical waste accumulated through medical treatment received at home, including infectious and dangerous medical waste. Please check the instructions below before disposal.

Collection	Items	Disposal Method
Items that can be collected (Non-infectious waste)	<ul style="list-style-type: none"> • Syringe (needle removed) • Tubing, catheters, etc. • Plastic bags • Gauze, Cotton (no blood-soaked items) 	<ul style="list-style-type: none"> • Burnable Garbage *If there are needles or items that may carry an infection, please consult with your physician and dispose of at a medical institution.
Items that cannot be collected (Dangerous or infectious waste)	<ul style="list-style-type: none"> • Hypodermic needles and syringes with needles attached • Blood-soaked gauze or cotton *Small bandages and gauze, etc. used in first aid and to cover abrasions can be disposed of as Burnable Garbage. 	<ul style="list-style-type: none"> • Disposal at a medical institution *Please consult with your physician beforehand. • Disposal at a pharmacy *Please consult with staff at your regular pharmacy beforehand.

Waste Reduction Starts With You

Trends in Waste Generated in Iiyama City

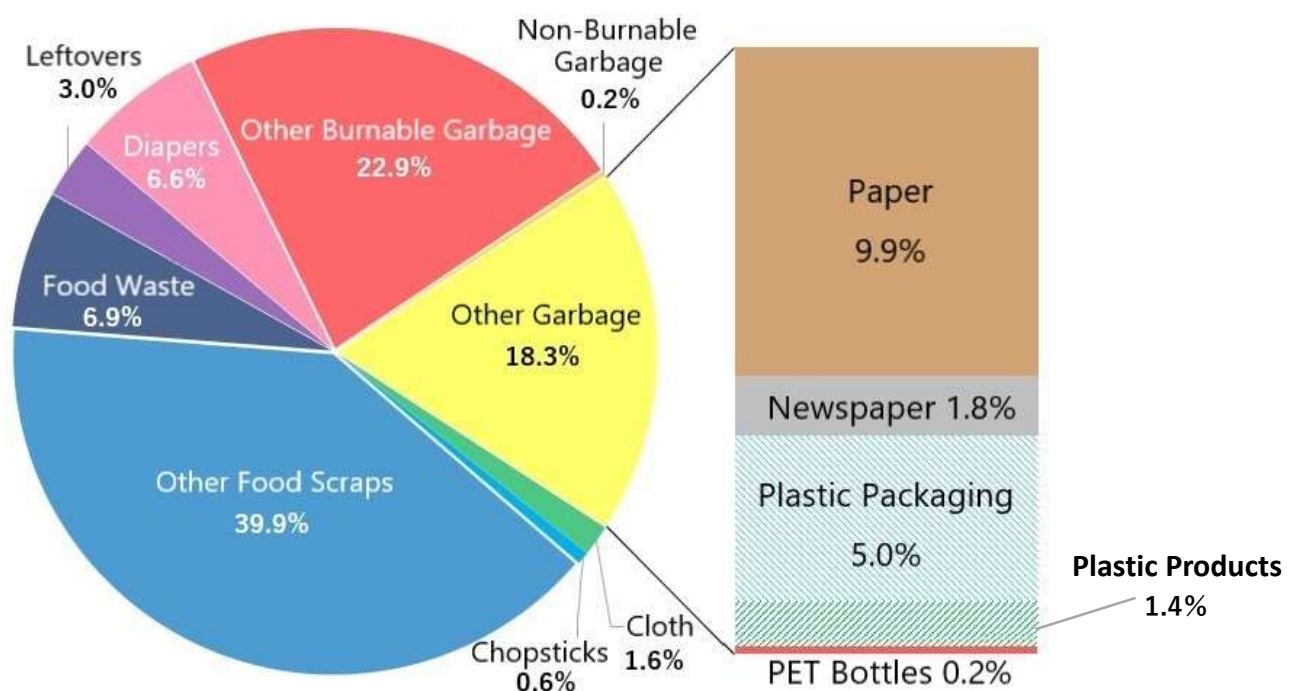
The amount of Burnable Garbage has been on a decreasing trend since 2015, and the amount of Non-Burnable Garbage had an increasing trend from 2016 to 2020, but has been on a decreasing trend since 2021, as shown in the graph below.



About Half of the Burnable Garbage is Food Scraps

Every year, Iiyama City conducts a survey to find out the types of garbage contained in the bags of Burnable Garbage and their percentages. The results of a survey conducted in September 2024 shows that about 50% of the garbage was food scraps, and 18% was recyclables, as shown below.

The key points of reducing Burnable Garbage are the reduction of food scraps and thorough separation of recyclables, as recommended in the following pages.



Ways to Reduce Waste

Ways to Reduce Burnable Garbage

1. Thoroughly Separate Recyclables

- Do not mix recyclables (paper, plastic packaging) with regular garbage.

2. Process Your Food Scraps at Home

- Use home composting or electric composters to process your own food scraps.
(Please note that it is against the law to burn garbage at home.)

3. Drain Water From Food Scraps

- About 80% of food scrap is composed of water. Drain the water well to reduce the weight.
- Improper use of corner sink strainers can cause food scraps to become moist. When discarding food scraps, squeeze them tightly before placing them in the garbage bag.

4. Reduce Food Waste

- Reduce food waste, which is the discard of edible food, by not buying too much food, not cooking too many dishes, and eating all the leftovers.

Subsidy Programs for Waste Reduction

Please take advantage of the following subsidy programs established by Iiyama City to promote waste reduction and recycling.

1. Subsidies for Purchase of Electric Composters

In order to promote the processing of food scraps at home, subsidies are provided for the purchase of electric composters.

【Eligible Item】 Electric composters costing more than 10,000 yen per unit

【Subsidy Amount】 Max 20,000 yen (subsidy rate is 50%)

※Please contact the Consumer and Environmental Protection Section for the application process.

2. Subsidy Program for Recycled Paper Collection

In order to reduce the amount of Burnable Garbage and to make effective use of resources, the city provides a subsidy of 2 yen per kg of used paper (newspaper, magazines, cardboard, etc.) collected by the community, PTA, child development association, etc. and delivered to a city-designated contractor.



3. Subsidy Program for Improving Garbage Stations

In order to improve the environmental hygiene in and around garbage stations, the city provides subsidies to communities for the cost of improving garbage or recyclables collection stations. Please check with the city for subsidy details and requirements.



Other Waste Reduction Initiatives

Weekend Recyclables Collection


Recyclables are collected at parking lots near the City Hall building twice a year.

Paper, glass bottles, plastic PET bottles, used clothing, cooking oil, ceramics, and small home appliances are recycled respectively after being collected at this collection event. Collection dates are announced closer to the event date. Please take advantage of this initiative.

- **When:** Spring and autumn (twice a year)
- **Eligible Items:** Paper, glass bottles, plastic PET bottles, clothing, cooking oil, ceramics, home appliances (with the following exceptions)

- **Ineligible home appliances**

- The Four Appliances that need to be recycled by law (Television, refrigerator, washing machine, air conditioner)
- Items used in business activities
- Wooden parts or cloth parts attached to the item
- Batteries, fuel, etc. used in the item



Recycling of Garden Trimmings and Branches

Branch chipping is another initiative. If you wish to bring in branches and trimmings from your garden for free, please contact the Consumer and Environmental Protection Section in advance. Wood chips are given out free of charge to citizens upon request.

- **Size and type of branches and trimmings that can be brought in**

Garden trimmings that are within 10 cm in diameter and within 180 cm in length, and the tied bunch is within 50 cm in diameter. (※Bamboo, vines, thorns, and poison ivy are not accepted.)



Recycling of Used Ink Cartridges

We collect used ink cartridges and recycle them. Please join us in our efforts to reduce waste and promote recycling.

- **Locations of Collection Boxes**

Iiyama City Hall, Iiyama City Community Center, Tomikura Community Center, Okayama Community Center

- **All empty ink cartridges can be collected**



Waste Reduction Lectures

We actively accept requests for visiting lectures to explain Iiyama City's current garbage situation and to promote waste reduction. Requests are not limited to large community groups, but can also be made by small groups such as child-rearing groups, friend groups, and so on. We offer lectures to all ages, so please feel free to request us.

What Happens to Your Waste?

The Journey of Your Waste

Burnable & Non-Burnable Garbage

① Garbage is put out at Garbage Stations

The garbage is collected by a city contractor and transported to Samukawa Eco Park.



【Non-Burnable Garbage Only】

② Sorting of iron and aluminum

Machine-sorted iron and aluminum are sold, and the rest is sent to the incinerator.

③ Garbage incinerated at incinerator

All remaining garbage is incinerated in the incinerator at Samukawa Eco Park. (Incinerated garbage becomes ash, and its volume is 10% of the pre-burned garbage.)

④ Ash transported to a landfill

Ash generated from incinerated garbage is transported to a landfill in Nozawa Onsen Village.

Please help us extend the lifespan of the current landfill

The volume of ash generated from incinerated garbage is said to be 10% of the pre-burned garbage. Each of us should try to reduce waste so that the landfill can be used for as long as possible.

Plastic Packaging

① Plastic Packaging is put out at Garbage Stations

The garbage is collected by a city contractor and transported to a private processing facility.

② Compress and pack items suitable for recycling after sorting

Items that can be recycled are compressed and packed into a specific size after the removal of garbage and other materials.

③ Processed into raw materials for plastic products

The compressed and packed plastics are transported to a recycling plant, where they are sorted by type, crushed, washed, dried, molded, and processed into raw material for plastic.

Other Recyclables...

● Glass Bottles

Glass bottles collected in Iiyama City, Kijimadaira Village and Nozawa Onsen Village ('Gakuhoku Three Municipalities') are delivered to a contractor for recycling.

● Plastic PET Bottles

Bottles collected in the Gakuhoku Three Municipalities are sold to a buyer for recycling.

● Paper

Paper is collected by a contractor, then transported to the recycler for recycling.

Please refer to the Waste & Recycling Guide found in Iiyama-NUAL for more details about waste disposal instructions.



Make use of the Waste & Recyclables Sorting Q&A available on LINE! (Japanese only)

We have opened a LINE account to address questions like “How should I dispose of this garbage?”

Message us the name of the item in Japanese, and the sorting and disposal methods for that item will be answered automatically.

This service is available 24 hours a day, all year round.

Add friends using the QR code below to use this service.



As of March 2025, 1,200 vocabularies are supported, and unsupported words cannot be answered.

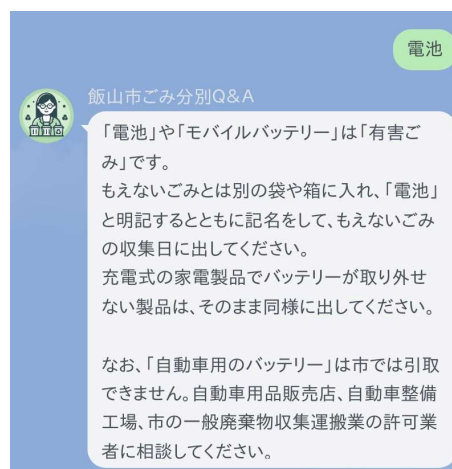
Since it cannot answer individual questions, if you have any inquiries, please contact the Consumer and Environmental Protection Section at Iiyama City Hall.

Vocabulary Examples: 電池、生ごみ、靴、ハンガー、パソコン、洗濯機、タイヤ

Add friends using the QR Code!



Waste & Recyclables Sorting
Q&A LINE Account



(Q&A Image)

[illegible]

For Inquiries Regarding Waste and Recycling:

- Iiyama City Hall Consumer and Environmental Protection Section
Tel: 0269-67-0726 (Japanese only)
- Samukawa Eco Park (Waste Management Facility)
Tel: 0269-69-1085 (Japanese only)

